













- A**  Red Chair
- B**  Black Chair
- C**  Sunshine Corner
-  Ski Patrol
-  Slow Zone
-  Expert
-  Advanced
-  Intermediate
-  Beginner
-  hOcUs PoKuS Terrain Park



Skiing can be enjoyed in many ways. At ski areas you may see people using alpine, snowboard, telemark, cross country and other specialized ski equipment, such as that used by disabled or other skiers. Regardless of how you decide to enjoy the slopes, always show courtesy to others and be aware that there are elements of risk in skiing that common sense and personal awareness can help reduce. Observe the code listed below and share with other skiers the responsibility for a great skiing experience.

- Always stay in control, and be able to stop or avoid other people or objects.
- People ahead of you have the right of way. It is your responsibility to avoid them.
- You must not stop where you obstruct a trail, or are not visible from above.
- Whenever starting downhill or merging into a trail, look uphill and yield to others.
- Always use devices to help prevent runaway equipment.
- Observe all posted signs and warnings. Keep off closed trails and out of closed areas.
- Prior to using any lift, you must have the knowledge and ability to load, ride and unload safely.

KNOW THE CODE. IT'S YOUR RESPONSIBILITY.

This is a partial list. Be safety conscious.

Officially endorsed by:
NATIONAL SKI AREAS ASSOCIATION.

Woods and Unmarked Skiing and Riding Policy

1. Only ski or ride in the woods with groups of three or more.
2. Woods are not marked trails and contain natural hazards.
3. Do not access woods via closed trails. Enter from open trails only
4. It is recommended that only expert skiers and riders enter glades or off-piste areas
5. Please remain inside ski area boundary